



**HEIDELBERG  
UNIVERSITY  
HOSPITAL**



**SCIENTIFIC EXCELLENCE  
FOR YOUR HEALTH**

**HEIDELBERG UNIVERSITY HOSPITAL WELCOMES  
INTERNATIONAL PATIENTS**



## CONTACT

### Heidelberg University Hospital Medical International Office

Im Neuenheimer Feld 400  
69120 Heidelberg  
Germany

phone +49 6221 56-6243  
fax +49 6221 56-33955  
international.office@med.uni-heidelberg.de

[www.heidelberg-university-hospital.com](http://www.heidelberg-university-hospital.com)



## IMPRINT

**Publisher**  
Heidelberg University Hospital

**Design and Photography**  
Media Center  
University Hospital and Medical Faculty  
[www.klinikum.uni-heidelberg.de/medien](http://www.klinikum.uni-heidelberg.de/medien)  
Sybille Sukop, graphics/layout

**Print**  
printed in Germany

Last revised  
February 2025



## WELCOME TO HEIDELBERG UNIVERSITY HOSPITAL!

**A**s one of the oldest university hospitals and a model of innovation and distinction among health care institutions worldwide, we are dedicated to medical excellence. Every day.

Our internationally renowned faculty, distinguished physicians and committed nursing staff from more than 125 nations routinely perform the most complex established medical procedures in accordance with the highest national and international standards. Additionally, we provide our patients with novel and innovative treatments in close cooperation with world-leading biomedical researchers at Heidelberg University as well as other research facilities in Heidelberg, such as the German Cancer Research Center (Deutsches Krebsforschungszentrum, DKFZ) or the European Molecular Biology Laboratory (EMBL).

External audits have repeatedly confirmed the outstanding quality of care at Heidelberg University Hospital. In addition to legally-required quality reports, our medical center participates in additional voluntary quality initiatives which have yielded excellent results. Our interdisciplinary clinical centers, such as the Comprehensive Cancer Center at the National Center for Tumor Diseases (NCT) Heidelberg, have been duly certified. Every year hundreds of thousands of patients from across Germany as well as many other countries come to Heidelberg, the world-famous romantic city in southwest Germany, to receive the best individualized treatment currently available.

The state-of-the-art medicine we perform today is built upon a long tradition: The city of Heidelberg has through the centuries been a beacon of light for scientific progress in medicine as well as a beacon of hope for those struck by serious disease. We embrace this past. At the heart of our history stands the highest motivation for all our endeavours today: **Your health.**

This brochure presents a selection of the wide range of medical treatment options we provide, along with information on specific services for international patients.



**Professor Jürgen Debus**  
Chief Medical Director and Chairman of the Board

# HEIDELBERG UNIVERSITY HOSPITAL – CENTER FOR ADVANCED MEDICINE

## THE SUCCESS STORY BEGAN MORE THAN 600 YEARS AGO

The history of medicine in Heidelberg dates back to the year 1386. Medicine was one of the four founding faculties of the University of Heidelberg, the oldest university in Germany. Hospitals were set up as early as the early 19th century. The first surgical hospital was opened in 1818.

## DEDICATED TO EXCELLENCE

In the course of its eventful history, many excellent doctors, including Nobel Prize winners, on the cutting edge of medical science, have conducted research, taught and practiced in Heidelberg. The defining attribute of Heidelberg University is its relentless aspiration to higher academic performance together with the recognition of its hospital as an international hallmark for quality. In 2007, Heidelberg University was appointed as a German Elite University by the German Research Association and the German Council of Science and Humanities.

## MEDICINE OF THE HIGHEST STANDARD

Heidelberg University Hospital attracts patients from all over Germany and many other countries. As an advanced medical center, it offers medical care of the highest international standards in all areas of specialty, for both mild and complex diseases.

## THE FOLLOWING FEATURES GUARANTEE EFFECTIVE DIAGNOSIS AND TREATMENT

- highly qualified and experienced personnel, including many internationally renowned professors
- interdisciplinary cooperation between specialists from different medical divisions
- rapid implementation of knowledge gained from research
- treatments based on current standards (standard operating procedures) and ongoing quality assurance measures
- the most modern technical equipment



## HEIDELBERG UNIVERSITY HOSPITAL AT A GLANCE

1,244,103 outpatient treatment cases  
88,557 inpatient patients  
2,599 beds  
14,057 employees, including 2,099 physicians  
and 3,478 nurses  
50 clinical departments  
4,628 students in medical courses

data base: Heidelberg University Hospital and  
medical faculty Heidelberg University – annual report 2023





A



B



C



D



E



F



G



H



I



J

- A | HEIDELBERG ION BEAM THERAPY CENTER (HIT)
- B | ADMINISTRATION
- C | THORACIC CLINIC
- D | INTERDISCIPLINARY HEAD CLINIC
- E | NATIONAL CENTER FOR TUMOR DISEASES (NCT)
- F | ORTHOPEDICS CENTER
- G | CENTER FOR GYNECOLOGY
- H | SURGERY CENTER
- I | CENTER FOR CHILD AND ADOLESCENT MEDICINE
- J | CENTER FOR INTERNAL MEDICINE

## CENTERS AND CLINICAL DEPARTMENTS

### CENTER FOR CHILD AND ADOLESCENT MEDICINE

- General Pediatrics, Neuro-pediatrics, Metabolism,
- Gastroenterology, Nephrology
- Pediatric Cardiology, Congenital Heart Diseases
- Pediatric Oncology, Hematology, Immunology and Pneumology
- Neonatology

### CENTER FOR DERMATOLOGY

### GENETIC CLINIC

### CENTER FOR INTERNAL MEDICINE

- Endocrinology and Metabolism
- Psychosomatic and General Internal Medicine
- Cardiology, Angiology and Pneumology
- Gastroenterology, Infectious Diseases, Intoxications
- Hematology, Oncology and Rheumatology
- Sports Medicine

### KIDNEY CENTER

- ### NATIONAL CENTER FOR TUMOR DISEASES (NCT) HEIDELBERG (Comprehensive Cancer Center)
- Medical Oncology
  - Pediatric Oncology and Hematology

### NEUROCENTER

- Neurology
- Neurooncology
- Neuroradiology
- Neurosurgery

### CENTER FOR OPHTHALMOLOGY

### CENTER FOR ORAL, DENTAL AND MAXILLOFACIAL DISEASES

- Conservative Dentistry
- Prosthetic Dentistry
- Oral and Cranio-Maxillofacial Surgery
- Orthodontics

### ORTHOPEDICS CENTER

- Orthopedics
- Paraplegiology
- Traumatology and Reconstructive Surgery
- Spinal Cord Injury Center

### CENTER FOR OTORHINOLARYNGOLOGY (Ear, Nose and Throat)

### CENTER FOR PSYCHOSOCIAL MEDICINE

- General Psychiatry
- General Internal and Psychosomatic Medicine
- Child and Adolescent Psychiatry
- Institute of Medical Psychology
- Institute of Psychosomatic Cooperation Research and Family Therapy

### CENTER FOR RADIOLOGY & HEIDELBERG ION BEAM THERAPY CENTER (HIT)

- Radiation Oncology and Radiation Therapy
- Diagnostic and Interventional Radiology
- Nuclear Medicine

### SURGERY CENTER

- General, Visceral and Transplantation Surgery
- Cardiac Surgery
- Vascular Surgery
- Pediatric Surgery
- Pediatric Heart Surgery
- Urology
- Oral and Maxillofacial Surgery, Head and Neck
- Anesthesiology

### THORACIC CLINIC HEIDELBERG

- Thoracic Surgery
- Pneumology and Ventilation Medicine
- Oncology of Thoracic Tumors

### TROPICAL MEDICINE CLINIC

- ### CENTER FOR GYNECOLOGY
- General Gynecology and Obstetrics
  - Gynecological Endocrinology and Fertility Disorders

# FOCUS ON CANCER

## THE CANCER PATIENT IS THE CENTER OF ATTENTION

Those affected by the diagnosis of cancer require, above all, the highest degree of competence as well as efficient, thoughtful medical care. And this is exactly what the doctors and nursing staff at Heidelberg University Hospital offer. It is their goal to provide the best possible chances of making a full recovery to all patients.

## PROVEN COMPETENCE IN ONCOLOGY

Heidelberg University Hospital is recognized the world over as a center for treating tumor diseases. A good 100 years ago, Vincenz Czerny founded an institute for cancer research in Heidelberg, uniting cancer therapy and research under one roof. In 1964, this became the renowned German Cancer Research Center (DKFZ). Today, the University Hospital and the German Cancer Research Center cooperate closely in research and patient care at the National Center for Tumor Diseases (NCT) Heidelberg, a facility that corresponds in character to the model of American Comprehensive Cancer Centers. Here, cutting-edge scientific knowledge is put into practice as quickly as possible to benefit patients.

## COMPREHENSIVE INTERDISCIPLINARY DIAGNOSIS AND THERAPY

The work of our professors and physicians is based on their well-founded knowledge and their broad, sophisticated practical experience. Diagnoses and therapy decisions are always based on an interdisciplinary approach. Patients and their individual cases are regularly discussed in multidisciplinary tumor conferences. Current, indication-specific medical standards are applied and refined. For all cancers, almost all state-of-the-art and diverse innovative treatment methods are available.

## OUR THERAPEUTIC OPTIONS INCLUDE:

- systemic treatment (classic and adjuvant therapies, antibody treatments)
- all surgical procedures performed using the latest techniques
- tested and highly innovative radiation therapy procedures
- stem cell transplantation
- immunotherapy and innovative therapies
- molecular precision oncology
- multiple pain therapy methods
- psycho-oncology
- outpatient treatments (autologous stem cell transplants, bi-specific antibodies)

## CURING CANCER AND BONE MARROW FAILURE BY HIGH-END CELLULAR THERAPY: HEMATOPOIETIC STEM CELL TRANSPLANTATION AND CAR T-CELL THERAPY

With annually more than 200 autologous and 100 allogeneic stem cell transplants and over 50 CAR T-cell procedures, the Department of Hematology, Oncology and Rheumatology of the Heidelberg University Hospital is among the leading European institutions performing cellular therapy and transplants for treatment of blood cancer, leukemia and related disorders, such as lymphoma, myeloma and myelodysplastic syndromes.

With favorable benchmark results and internationally renowned scientific excellence, our JACIE-accredited program offers high-end cellular therapy, both as standard-of-care and within multiple innovative clinical trials. As the only center in Germany that produces CAR T-Cells in house, we tailor our treatments to our patient's needs. Our CAR T-cell products are available for both B-cell (lymphoma) and plasma cell malignancies (myeloma, amyloidosis), making successful treatment of multiple diseases, which are not covered by commercial CAR T indications, a reality.



## SELECTION OF SERVICES

- Multidisciplinary care with more than 27 different interdisciplinary tumorboards for each organ system
- Multidisciplinary teams for pediatric malignancies
- Molecular tumorboards for precision oncology
- Innovative high-precision radiation therapy procedures (including ion beam therapy, MR-guided RT, Cyberknife, intraoperative RT, ...)
- Stem cell transplantation (autologous and allogenic)
- CAR T-cell
- All surgical procedures performed using the latest techniques
- Immunotherapy
- Pain management
- Counseling services (including nutrition, ethics, psycho-oncology, self-help, cancer information, ...)



A



B



C

A | WE PRODUCE IN HOUSE CAR T-CELLS WHICH ARE TAILORED TO THE PATIENT'S NEED.

B | BASIC RESEARCH AT THE FOREFRONT

C | LATEST DIAGNOSTICS HAND IN HAND WITH RESEARCH

## NATIONAL CENTER FOR TUMOR DISEASES (NCT)



A

The National Center for Tumor Diseases (NCT) Heidelberg is a cooperative institution of Heidelberg University Hospital and the internationally renowned German Cancer Research Center (DKFZ), as well as the largest German cancer charity, “Deutsche Krebshilfe.”

Diagnostic findings and treatment options are discussed in interdisciplinary tumor conferences between experts from the specialized departments of oncology/hematology, radiation oncology, surgery, pathology and additional specialists from appropriate areas of expertise. Treatment decisions are based on current medical treatment standards.

Therapies are individually planned, supervised and adjusted as needed. Systemic outpatient treatments take place, amongst others, in the modern NCT clinic building. Diagnostic procedures and other therapies like radiotherapy and surgical treatments are conducted cooperatively in the individual clinics and departments.



B



C

Patient care in the National Center for Tumor Diseases follows international guidelines, but also aims at setting new standards. Clinical studies provide information for treatment optimization. Validated results from basic research are implemented quickly in patient care.

In summary, patients receive individualized, state-of-the-art cancer treatment of the highest quality in Heidelberg and additionally benefit from the latest research results.



D

- A | NATIONAL CENTER FOR TUMOR DISEASES (NCT)
- B | NATIONAL CENTER FOR TUMOR DISEASES (NCT)
- C | RESEARCH INTO ADVANCED TREATMENT METHODS
- D | PATIENT CARE GO HAND IN HAND AT THE NCT HEIDELBERG




# HEIDELBERG ION BEAM THERAPY CENTER (HIT)



A

The Heidelberg Ion Beam Therapy Center (HIT) is a state-of-the-art facility specialized in utilizing cutting-edge ion beam therapy to provide precise and effective care for cancer patients. For over a century, the radiation oncology department in Heidelberg has stood as a beacon of knowledge and skill. Since 2009, the HIT facility proudly carries on this legacy of excellence in cancer care offering tailored treatment with protons, helium or carbon ions. Unlike conventional treatments, ion beam therapy deposits most of its energy within the tumor, significantly reducing the dose absorbed by the surrounding healthy tissue.



B



C

- A | MODEL OF HIT – EUROPE'S FIRST MULTIHON FACILITY USING THE WORLD'S MOST PRECISE INTENSITY-CONTROLLED RASTER SCANNING
- B | THE TREATMENT ROOMS ARE EQUIPPED WITH CUTTING-EDGE IMAGING AND ULTRAHIGH PRECISION PATIENT POSITIONING
- C | THE GANTRY IS THE WORLD'S FIRST 360° ROTATING BEAM DELIVERY SYSTEM FOR (HEAVY) IONS



## Why choose Ion Beam Therapy at the Heidelberg Ion Beam Therapy Center (HIT):

- Ion beam therapy, using protons, helium or carbon ions, offers unparalleled precision in targeting cancer cells whilst minimizing harm to the healthy tissue. This approach increases treatment efficacy and reduces potential side effects.
- At HIT, we are committed to pushing the boundaries of cancer care. Our ongoing technical and clinical research and clinical trials drive innovation and exploring new possibilities in ion beam therapy.
- We place you at the center of our approach. Our interdisciplinary team works collaboratively to tailor personalized treatment plans to meet your unique medical needs, ensuring the best possible outcome.
- Through partnerships with esteemed medical institutions and research centers worldwide, we contribute to the advancement of cancer care.

## FOCUS ON SURGERY

The Department of Surgery is one of the longest running surgery centers in Germany and sets standards across Europe: The center has more than 300 surgical beds and a central operating wing with state-of-the-art equipment and its own surgical management. A day clinic also enables outpatient surgery in all specialist areas. Modern medical technology, new software solutions, digital networking and the well-planned infrastructure enable patient care and interdisciplinary professional work processes at the highest level. The surgery center accommodates the departments for general, visceral and transplant surgery, cardiac surgery, vascular surgery, urology, anesthesiology and radiology.

### EXEMPLIFYING SURGICAL MASTERY: UNPARALLELED EXPERTISE AND PRECISION IN TREATMENT

The Department of General Surgery at Heidelberg University Hospital is known globally for its expertise in abdominal surgical oncology, conducting over 3,000 procedures annually. Renowned for cutting-edge technology, and patient-centered care, the Department of General Surgery emphasizes shared individualized therapy and decision-making through clinical excellence, interprofessional and interdisciplinary collaboration. We provide exceptional care in a wide spectrum from basic surgical procedures to intricate operations in oncology and transplantation surgery. With complex perioperative facilities, advanced operating rooms, and innovative tools, the department prioritizes a comprehensive, coordinated approach. In the last decades, we have developed novel surgical techniques to resect abdominal tumors that had been deemed non resectable. Here, we focus on pancreatic and biliary cancer as well as on recurrent and metastatic disease.



A

The Department of Heart Surgery is an integral part of the Heidelberg heart center. It is located in the new and extremely well equipped wing of the central building of Heidelberg university hospital. Every day, cardiologists and surgeons work closely together to identify the best therapy for various conditions based on a balanced perspective to the current European and North American treatment guidelines. If it comes to surgery, patients are operated by a team of highly specialized surgeons, who all can draw from more than two decades of experience. They have developed a strong and internationally recognized focus on fully endoscopic minimally invasive procedures on heart valves, endoscopic minimally invasive bypass surgery on the coronary arteries and on surgery of the aorta, in particular. A surgical team, exclusively dedicated to the treatment of patients with congenital heart disease is working in close collaboration with our pediatric cardiologists.

The Department of Radiology provides comprehensive support for surgery and is an important basis for many major and minimally invasive procedures. Radiology shows, for example, exactly where the tumor is located and whether it is adjacent to other structures, e.g. vessels or bile ducts. After major operations, radiology can be used in aftercare to show the success of the operation or to detect renewed tumor growth at a very early stage. Interventional radiology is an important component in the preparation of major operations, e.g. biliary drainage, and in the treatment of possible complications.

The Department of Anesthesiology supports all surgical, interventional and diagnostic areas at Heidelberg University Hospital. Our highly qualified staff is proud to provide advanced patient care using state-of-the-art technology in a university setting. This applies to the time before, during and of course after the operation.



B

A | SURGERY CENTER  
B | HIGH-PRECISION SURGERY  
C | IN THE DEPARTMENT OF VISCERAL  
SURGERY



C



### OUR CORE SERVICES INCLUDE

- Complex pancreatic surgery
- Complex liver surgery
- Upper gastrointestinal tract (esophagus and stomach) surgery
- Colorectal surgery
- Sarcoma surgery
- Hyperthermic intraperitoneal chemotherapy (HIPEC)
- Recurrent and metastatic cancer surgery
- Robotic and minimal-invasive surgery

## FOCUS ON CARDIO-VASCULAR DISEASES

The Department of Cardiology, Angiology and Pneumology has been regarded as a center of innovation for cardiological research for decades and also offers all the latest diagnostic and therapeutic procedures for patient care. It has 3 intensive care units including a heart failure unit, 6 wards with 155 beds, 7 operating theatres, and performs over 20,000 echocardiograms and approximately 3,000 cardiac MRI scans each year. Heart patients who are being treated in other departments also receive care from cardiology department doctors.

### INPATIENT SERVICES

- Invasive diagnostics with a comprehensive range of coronary interventions
- Rotablation
- Percutaneous valve intervention
- Pacemakers
- Treatment optimisation for heart failure  
Cardiomyopathy
- Preparation for heart transplant
- Pulmonary hypertension therapy

### OUTPATIENT SERVICES

- Routine check-ups for cardiovascular diseases
- Primary and secondary prevention, Cardiac MRI
- Preoperative risk assessments
- Outpatient imaging clinic
- Special outpatient clinic for cardiomyopathies
- Cardio-oncological outpatient clinic
- Consultation for congenital heart defects in adulthood
- Cardiac amyloidosis
- Outpatient clinic for cardiac assist devices
- Heart transplant outpatient clinic
- Muscular dystrophy with cardiac manifestations,
- Coagulation and lipid outpatient clinic
- Arterial and venous vascular diseases
- Center for cardiac arrhythmias

The Department of Heart Surgery is an integral part of the world renowned Heidelberg Heart Center. Over more than five decades we have developed a strong focus on minimally invasive procedures of the adult heart, on surgery of the thoracic aorta and on pediatric heart surgery. Our fully endoscopic, minimally invasive treatments include procedures on heart valves and bypass surgery of the coronary arteries without sternotomies or complex follow-up surgeries.

Aneurysms of the entire thoracic aorta including the aortic arch segment are treated after careful evaluation in one of two ways. First of all an interventional approach using so called endografts in one of our high-end hybrid operating suites may be used. Alternatively, we may apply state of the art technology such as specially designed vascular prosthesis. Over many years, the Heidelberg aortic center has grown to one of the most experienced and internationally renowned institutions of its kind in the field of aortic diseases. We offer specialized individualized treatment options for patients with aortic aneurysms and connective tissue disorders such as Marfan syndrome, Ehlers Danlos syndrome or Leus Dietz syndrome.

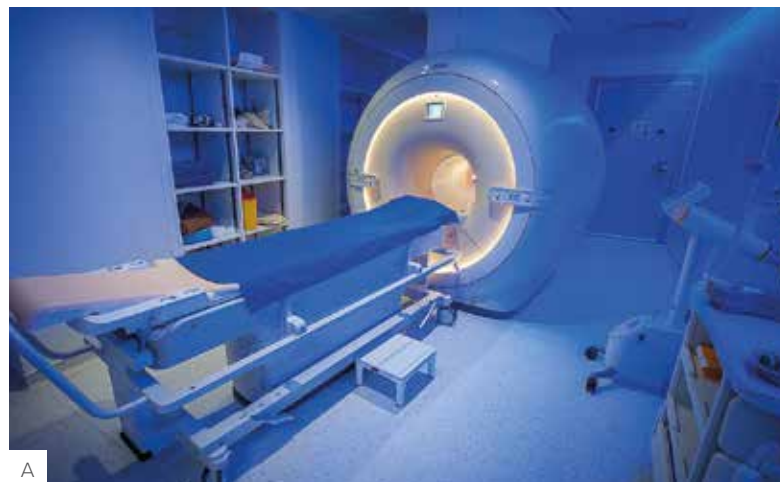
Early postoperative care is provided by an interdisciplinary team of nursing staff, anaesthesiologists, heart surgeons and cardiologists who work together on a specialized intensive care unit before patients recover further for a few more days on a normal ward. We are located in the new and extremely well equipped wing of the central building of Heidelberg university hospital. In addition to the Department of Cardiology, all other clinical specialties including the Departments of Urology, Abdominal Surgery, Vascular Surgery but also i.e. Gastroenterology and Neurology, each of them representing the highest medical standards are located here under one roof.

A surgical team, exclusively dedicated to the treatment of patients with congenital heart disease is working in close collaboration with our pediatric cardiologists, who have developed a strong focus on interventional guided catheterbased options. Surgery and postoperative intensive care is provided in a highly specialized operating theatre right next to a postoperative intensive care unit and all after care facilities. We take care of the parents of our youngest patients throughout the hospital stay, i.e. by „rooming in“ options.



### SELECTION OF SERVICES

- Cardiological diagnosis and precision medicine, including cardiac MRI, cardiac CT, cardiac catheterization
- Therapeutic procedures using cardiac catheterization, for example: PCI, stent implantation, electrophysiology, transcatheter valve implantation, chronic venous occlusions
- Heart surgery, for example: bypass surgery, heart valve replacement, implantation of artificial heart, rhythm-correcting surgery
- Vessel surgery, for example: surgery to correct aortic aneurysms or aortic dissection, various treatments for arterial occlusive disease or carotid stenosis
- Neuroradiological diagnosis and procedures on vessels, for example: imaging of the cerebral vessels and treatment through a catheter
- Neurosurgical vessel treatment and vessel malformations



A

A | CARDIAC MRI  
B | IN THE DEPARTMENT OF HEART SURGERY



B

## FOCUS ON NEUROLOGICAL DISEASES

### THE HIGHEST LEVEL OF EXPERTISE AND PRECISION IN THE NEUROCENTER

Patients with diseases of the brain, spine and peripheral nervous system receive a level of medical care at Heidelberg University Hospital that is available at only a few centers in Europe. The neurological and neuro-surgical departments offer all the procedures and techniques necessary for a precise imaging, serological or tissue diagnosis as well as the entire spectrum of modern treatment methods, such as non-invasive mapping of brain functions, neuro-endoscopy, intraoperative MRI and CT for resection control and others. Our ultimate objective is to preserve the patients' functional integrity and well-being despite severe disease.



### SELECTION OF SERVICES

- All types of brain, spinal cord, and spinal column tumors (surgery, molecular diagnostics, chordoma and systemic treatment)
- Skull base surgery for both benign and malignant tumors, such as pituitary, schwannoma, or meningioma
- Neurological diseases in children, such as: brain tumors in children and epilepsy
- Intervertebral disc herniation and spinal canal stenosis
- Interdisciplinary treatment of vascular pathologies, e.g.: Aneurysm, AVM, fistulas
- Treatment of degenerative, infectious, and traumatic diseases of the spine
- Neuroimmunology, e.g.: multiple sclerosis, myasthenic disease, vasculitis
- Complex neurological treatment, e.g.: stroke
- Movement disorders and rare neurodegenerative diseases
- rare neurological diseases

### REHABILITATION SERVICES

Often, patients continue to be treated in cooperating medical centers specializing in rehabilitation. Nursing staff, physical therapists, psycho-oncologists and, if needed, speech and occupational therapists – specialized personnel who understand how to care for and rehabilitate patients support the treatment to improve our patients' short- and long-term well-being.



A



B



C

A | VIEW INSIDE THE OPERATION ROOM  
 B | INTERPROFESSIONAL TEAM AT THE ICU  
 C | MOLECULAR DIAGNOSTICS



A

## FOCUS ON METABOLIC DISEASES AND HORMONAL DISORDERS

### METABOLISM AND HORMONES IN FOCUS

A multitude of problems may arise when hormones and other substances in the body are out of balance. Often, care by specialists from various fields, as provided at Heidelberg University Hospital, is necessary.

Our experienced professors who are among the world's leading specialists, together with their medical teams, are constantly updating their treatment standards to maintain the highest international level. Due to the extensive research interaction with different high-profile research groups and institutions, as well as in national and international alliances, we are closely involved in driving scientific progress forward. This enables us to treat our patients according to the latest findings. The specialized multi-professional teams at Heidelberg University Hospital guarantee seamless care from childhood to adulthood.

### HEALING THROUGH INNOVATION

Our youngest patients are cared for at the renowned Heidelberg Pediatric Metabolism Center, which is recognized both nationally and internationally as a cutting-edge institution in the diagnosis and treatment of congenital metabolic disorders. Here, blood samples from more than 150,000 newborns from various countries throughout the world are tested each year for rare metabolic diseases and appropriate treatments are offered where needed.



B



C

A | B | C | IN THE LABORATORY



### SELECTION OF SERVICES

- Osteoporosis (with kyphoplasty)
- Diabetes mellitus, for example: drug therapy, prevention and treatment of complications
- Diseases of the pancreas, for example: diagnosis, non-surgical therapy, surgical procedures
- Endocrine tumors, for example: both benign and malignant diseases of the thyroid, multiple endocrine neoplasia (MEN)
- Endocrine and metabolic diseases of adulthood
- Endocrine and metabolic disorders of childhood
- (rare) inherited metabolic disorders
- (disease-related) malnutrition
- Obesity

# FOCUS ON RESTORATION OF MOVEMENT

## LARGEST HOSPITAL OF ITS KIND IN GERMANY

Life is movement – that is the motto of the Center for Orthopedic Surgery, Trauma Surgery and Spinal Cord Injury at Heidelberg University Hospital. Comprehensive medical, surgical and rehabilitative care are delivered by experts in their respective field. The Center, with excellent accessibility by car or public transportation, is the largest facility of its kind in Germany. Each year, we conduct over 6,000 inpatient and more than 50,000 outpatient treatments, covering the entire spectrum of diseases and injuries spanning from the musculoskeletal system to the spinal cord.

## INDIVIDUAL SOLUTIONS RATHER THAN OFF-THE-SHELF TREATMENTS

Specialist teams of highly competent and experienced doctors, nursing staff, physical therapists and occupational therapists, speech therapists, psychologists and social services work day by day to design and implement the optimal acute care treatment and rehabilitation for individual patient needs. Medical treatment is complemented by in-house provision of state-of-the-art prostheses (arm/hand and leg/ foot), assistive devices and bandages. Complex problems are targeted by highly individualized solutions driven by the latest innovations and our own research.

- A | ROBOT-ASSISTED TREADMILL TRAINING  
TO RESTORE WALKING FUNCTION IN  
SPINAL CORD INJURY  
B | CENTER FOR ORTHOPEDIC SURGERY,  
TRAUMA SURGERY AND SPINAL CORD  
INJURY  
C | TECHNICAL ORTHOPEDICS



A



B



C



### SELECTION OF SERVICES

- Joint replacement for hips, knees and shoulders
- Spinal surgery
- Shoulder and elbow surgery
- Hand and Microsurgery including tetra hand surgery
- Diseases of the foot
- Bone tumors
- Pediatric orthopedics
- Orthopedic sports medicine
- Trauma surgery
- Technical orthopedics including arm and leg prosthetics/orthotics, -pediatric/dysmelia care, torso orthotics, neuroprostheses
- Osteoporosis treatment
- Comprehensive care for acute and chronic spinal cord injury
- Rehabilitation interventions for movement restoration

## FOCUS ON WOMEN'S HEALTH

**A**s a Heidelberg Women's Hospital patient you will be matched with a team of doctors, nurses and other specialists, who are experts in the field. We offer state-of-the-art health care in women's health including novel diagnostics and treatments for infertility. For women with endometriosis, our interdisciplinary endometriosis board is an integral part of our medical care. We offer expert perinatal care and we assist pregnant women with everything from coordinating their health care to providing the most state-of-the-art obstetrical and neonatal care under one roof. Our providers care for all pregnant patients and specialize in high-risk pregnancies and multiple pregnancies. We also provide lifesaving prenatal treatment for fetal disease and conditions. We are experts in many of today's most advanced fetal monitoring techniques. We are specially equipped to care for infants as young as 23 weeks gestational age. Our state-of-the-art Newborn Intensive Care Unit (NICU) facility and equipment is the on of the largest in Germany.

If you or your family member has been diagnosed with breast cancer, or a gynecologic cancer, you will face a lot of difficult questions. As a Heidelberg Women's Hospital patient, you will be matched with a team of highly trained doctors, nurses, and other specialists who are experts in your exact type of cancer. We work closely together with our partners in Pathology, Radiation Oncology and with the National Center for Tumor Diseases Heidelberg (NCT) to make sure you have the most accurate diagnosis possible and to personalize your treatment plan based on the precise details of your tumor. This level of specialization and collaboration can have a dramatic effect on the chances for a cure and your quality of life.

### WHY CHOOSE HEIDELBERG WOMEN'S HOSPITAL

- Surgical expertise
- Robotics program
- Breast cancer program
- Ovarian cancer program
- Endometriosis board
- Interdisciplinary treatment
- Excellence in systemic treatment
- Immunotherapy advances
- Genomic testing
- Radiation treatment
- Obstetrical and neonatal care under one roof
- Specialization in high-risk pregnancies and multiple pregnancies
- Advanced fetal monitoring techniques
- Novel diagnostics and treatments for infertility
- Care for the whole person



A



### SELECTION OF SERVICES

- Breast Cancer Treatment: surgery, breast reconstruction, radiation therapy, chemotherapy, antibody therapy
- Gynecologic Cancer Treatment: minimally invasive surgery, robotic assisted surgery, complex open surgery, cytoreductive surgery, intraoperative hyperthermic chemotherapy (HIPEC), chemotherapy, radiation therapy, immunotherapy, antibody therapy
- Prevention: risk-reducing surgery for women with high-risk for breast and ovarian cancer or uterine cancer (e.g. BRCA mutation, Lynch Syndrome, and other high-risk situations)
- Obstetrics: state-of-the-art obstetrical and neonatal care under one roof, specialization in high-risk pregnancies and multiple pregnancies, non-invasive and invasive diagnostic interventions, advanced fetal monitoring techniques, state-of-the-art Newborn Intensive Care Unit (NICU) facility.
- Fertility disorders and endometriosis: for example comprehensive surgical procedures for maintaining fertility, medically assisted reproduction (MAR)

A | MICROSCOPIC EXAMINATION  
B | CONSULTATION FOR A PATIENT



B



A



### SELECTION OF SERVICES

- Non-malignant and malignant tumors in children, especially brain tumors: treatment with chemotherapy, stem cell transplant, radiotherapy or specialized pediatric surgery
- Metabolic and endocrine disorders, for example: phenylketonuria, adrenogenital syndrome
- Neurological diseases: developmental disorders, epilepsy, neuromuscular diseases
- Renal diseases, for example: chronic renal failure
- Heart failure and heart diseases, for example: surgical treatment of congenital vascular abnormalities, pacemaker implantation
- Pediatric orthopedics, for example: kyphosis, clubfoot
- Pediatric surgery, e.g.: hirschsprung's disease, anorectal malformation, neonatal and liver surgery, solid tumors
- Cystic fibrosis
- Neonatology: management of delivery and neurodevelopmental, family integrated care for extremely preterm infants at the border of viability
- Gastroenterology and Hepatology: care for a wide range of disorders of the liver, pancreas and gastrointestinal tract (with focus on metabolic liver diseases, pancreatic diseases and inflammatory bowel diseases)

## FOCUS ON CHILDHOOD DISEASES

### COMMITTED TO CHILDREN

Illness in a child is a stressful situation for the entire family. It is important for us to provide children and adolescents with treatments promising the best possible chance of success. Our name recognition and the high demand for our expertise from beyond Germany drive us to be better every day.

### HIGHLY MODERN CENTER FOR PEDIATRIC AND ADOLESCENT MEDICINE

In the Center for Child and Adolescent Medicine, all pediatric specialties are combined under one roof. The hospital is one of the most modern pediatric centers in Europe. The examination and treatment areas are located in the colorful, five-level cube with more than 100 beds and numerous special sections for outpatient therapies. The state-of-the-art equipment includes everything required to practice modern, cutting-edge medicine.



B



C



D



# FOCUS ON THORACIC ONCOLOGY AND CHRONIC LUNG DISEASE

Patients diagnosed with cancer, or afflicted by severe chronic lung disease, require the highest degree of competence for their medical treatment, as well as timely, efficient, and thoughtful care. The Thoraxklinik Heidelberg treats around 10,000 people annually as in-patients, and about 31,000 as outpatients. The clinic offers consultation, diagnosis and treatment of all chest diseases in children and adults. Comprehensive treatment of lung cancer, extensive pulmonary expertise, and quality health care lay the foundation for the clinic's leading position not only in Germany but also in Europe. The work of our professors and physicians is based on their well-founded and constantly updated knowledge and their broad practical experience.

## COMPREHENSIVE INTERDISCIPLINARY DIAGNOSIS AND THERAPY

Therapy decisions are always based on an interdisciplinary approach, including the expertise of radiologists, pathologists, and anesthesiologists. Options for cancer treatment are discussed in multidisciplinary tumor conferences. Our Translational Research Section has established Germany's largest tissue bank for lung carcinoma. Clinical research and biomedical science are used for rapid implementation of new methods and standards in patient care, such as multi-modal treatment concepts: surgery in combination with radiotherapy and/or chemotherapy, or chemotherapy combined with radio-therapy alone.

The large team of thoracic surgeons performs 2,000 operations per year. Nowadays, about 40 % of the procedures are carried out as minimally invasive video-thoracoscopy. Open thoracotomy is used to address invasive tumor growth, and for multi-visceral resections. Reconstructive surgery is performed at the chest wall or the tracheobronchial system.



A



## SELECTION OF SERVICES

- Interventional radiology
- Minimally invasive videothoracoscopy
- Bronchial and vascular reconstructive surgery
- Radiofrequency ablation
- Endoscopic stenting
- Interventional lung emphysema therapy
- Weaning from mechanical ventilation
- Systemic treatment (e.g. chemotherapy, antibody treatment, tyrosine kinase inhibitors, vaccination strategies)
- Multimodal customized cancer treatment options
- Robot assisted surgery
- Robot assisted bronchoscopy
- Microwave ablation
- Lung cancer screening

A | ONE OF THE LARGEST SPECIALIST LUNG CLINICS IN EUROPE  
B | PRECISION SURGERY WITH THE DA VINCI ROBOT



B



Thoraxklinik-Heidelberg  
International Patient Services  
Röntgenstr. 1  
69126 Heidelberg, Germany  
Telephone: +49 6221-396-8103  
Fax: +49 6221-396-2202  
Email: [thoraxklinik.international@med.uni-heidelberg.de](mailto:thoraxklinik.international@med.uni-heidelberg.de)  
[www.thorax-international.ukhd.de](http://www.thorax-international.ukhd.de)

# INTERNATIONAL PATIENTS

**P**atients from all over the world place their trust in Heidelberg University Hospital and several thousand request diagnosis and treatment every year.

## OUR SERVICE FOR INTERNATIONAL PATIENTS

Those who travel outside their own country for medical treatment need a comprehensive support system. The multilingual team of the Medical International Office at Heidelberg University Hospital is available to international patients for all organizational and financial questions surrounding treatment at the University Hospital as well as their stay in Heidelberg:

- Handling treatment requests
- Coordinating initial outpatient and inpatient appointments
- Coordinating remote medical second opinions
- Preparing treatment offers, cost estimations as well as summarized invoices after the treatment
- Providing support for medical visa
- Providing support for the organization of accommodation and airport transfers for patients and their escort
- Supporting in finding interpreter services

## WE WORK TO ENSURE THE MOST PLEASANT HOSPITAL STAY FOR OUR INTERNATIONAL PATIENTS

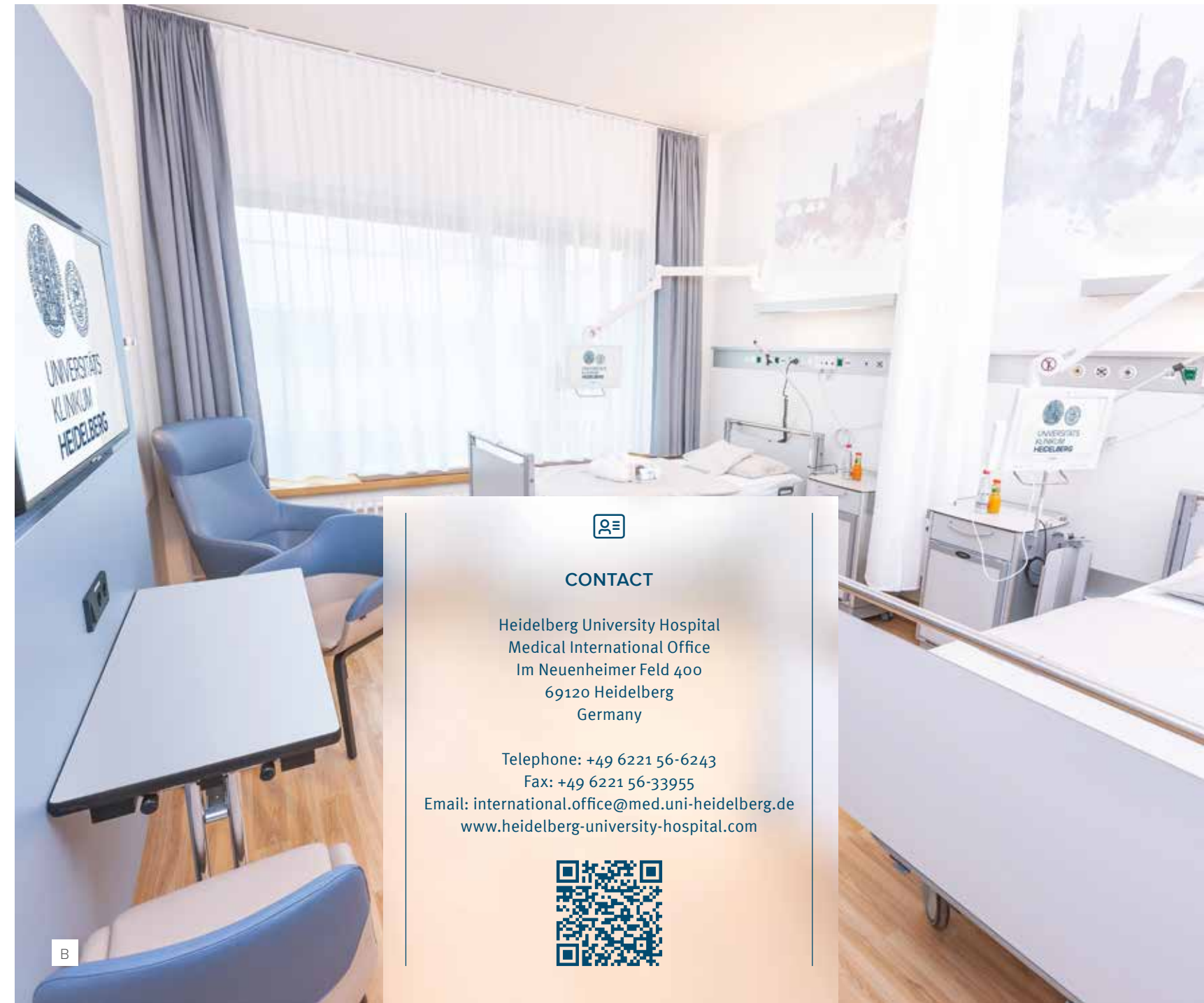
- Accommodations in comfortably furnished rooms with internet access (free WLAN), telephone and television. Television programs are available in many languages
- Individual requests regarding meals are taken into consideration
- Service is provided by friendly, English-speaking nursing staff
- All doctors speak fluent English, and medical reports are written in English, if desired
- Religious support for Muslims and Christians as well as prayer rooms are available



A | MEDICAL INTERNATIONAL OFFICE  
B | PATIENT ROOM



You can find detailed information  
at our multilingual website:  
[www.heidelberg-university-hospital.com](http://www.heidelberg-university-hospital.com)



## CONTACT

Heidelberg University Hospital  
Medical International Office  
Im Neuenheimer Feld 400  
69120 Heidelberg  
Germany

Telephone: +49 6221 56-6243

Fax: +49 6221 56-33955

Email: [international.office@med.uni-heidelberg.de](mailto:international.office@med.uni-heidelberg.de)

[www.heidelberg-university-hospital.com](http://www.heidelberg-university-hospital.com)





## DESTINATION HEIDELBERG

**H**eidelberg attracts intellectuals from all over the world because of its status as an elite university and its multitude of internationally renowned research facilities such as the Max Planck Institute, the European Molecular Biology Laboratory and the German Cancer Research Center. Apart from its reputation in the academic sciences and arts, the city is also a jewel among tourist attractions in Germany.

Every year, more than fourteen million visitors from all over the world are drawn to Heidelberg by the charm of this romantic city in the Neckar valley. Guests can experience a multitude of historic sights, the pulsating life of the city center, and the international atmosphere – but they can also enjoy the city's high level of safety and cleanliness.

It is no secret – Heidelberg's main attraction is the impressive castle ruins. A visit to the expansive park provides a view of the roofs in the picturesque Old Town.

The variety of shops makes Heidelberg a shopper's paradise. Regional and international restaurants invite you to linger and relax.

The lush meadows along the Neckar and the densely wooded surroundings are perfect for pleasant excursions into nature, the ideal antidote to the congestion of the city center.



You can find detailed information  
at our international website:  
[www.heidelberg-marketing.de](http://www.heidelberg-marketing.de)

♥ Heidelberg



**Heidelberg University Hospital  
Medical International Office**

[international.office@med.uni-heidelberg.de](mailto:international.office@med.uni-heidelberg.de)

[www.heidelberg-university-hospital.com](http://www.heidelberg-university-hospital.com)

